

# PREET 4949 HORNETT *BSiV*



ALL NEW



THE FULLY LOADED **PREET** BACKHOE LOADER  
WITH THE MOST FUEL EFFICIENT PERFORMANCE.





# INTRODUCING

## THE NEW GENERATION BACKHOE LOADER

**PREET 4949**  
**HORNETT** **BSiV**



### FEATURES & WARRANTY

New Generation Backhoe loader from Preet that embody Preet's commitment to excellence in engineering and manufacturing. Powering them with powerful engine of KOEL (Kirloskar) provides world-class performance and complies with all relevant environmental regulations.

Its low fuel consumption and maintenance costs make operating the backhoe loaders even more attractive. Comfort and excellent visibility with tinted safety glass. The front and side control panels are all equipped with the latest technology to guide the operator. Equipped with systems to improve performance and productivity, these backhoe loader are an ideal combination of concentrated power, safety and extreme user-friendliness.

### POWERED WITH UNMATCHED PERFORMANCE & HIGH PRODUCTIVITY



PROVEN DESIGN WITH  
LONG LIFE STRUCTURE



PROVEN  
POWERTRAIN



BETTER EFFICIENCY &  
PRODUCTIVITY




WIDE RANGE VISIBILITY, COVERED  
WITH ROPS/ FOPS & COMFORT



HIGH PERFORMANCE &  
RELIABLE HYD. SYSTEM



FUEL SAVER WITH  
HIGH PERFORMANCE









## SPECIFICATIONS

## FUEL SAVER WITH EXTRA POWER EVER

ENGINE			
New Generation Engine Complies with BS-IV & CEV Norms with (ECU). Developed by KOEL that's provide outstanding performance like faster response time and Provides higher output power and torque rise while offering exceptional fuel efficiency, Environment Friendly & long Life Performance.			
MODEL :		4R1190 NA1 (Kirloskar make)	
Type	4- Stroke, Direction Injection, Diesel Engine		
Cylinders	4 Cylinder		
Bore/stroke	110 mm x 125 mm		
Displacement	4760 cc		
Fuel Injection	Inline Pump		
Fuel	Diesel		
Fuel Filter	0.8 lit. Single Bowl Spin-on filter, Moisture Separator		
Cooling :	Liquid with 6.5± 0.5 Ltrs, capacity		
Engine Rated Speed	2200 rpm		
Low Idle	900 ± rpm		
High Idle Speed	2332 ± 50		
Horsepower @ 2200 rpm	Gross 74.5 hp (54.8 kw)		
Max Torque @ 1300 rpm	300 Nm ± 5% @1300±100 rpm (Gross)		
Radiator :	Core size are 3972 cm2		
Water Pump Style :	Integral		
Oil Filtration :	Replaceable, Full- Flow Spin-On		
POWER TRAIN			
<b>CARRARO TRANSMISSION</b> Carraro Transmission with Synchro shuttle & Different gear options with 4 speed (4 Forward & 4 Reverse).			
Transmission Standard		4F -2R Manual Power shift Transmission, Electrically actuated with twist grip.	
Gear Ratios		1st F-1 : 5.603	1st R-1 : 4.643
		2nd F-1 : 3.481	2nd R-1 : 2.884
		3rd F-1 : 1.584	3rd R-1 : 1.313
		4th F-1 : 0.793	4th R-1 : 0.657
AXLE			
Drive Front Axle		Heavy Duty Steere Axle & Centre Pivot with Max. Angle.	
Rear Axle		Rigidly Mounted, Incorporates Carraro Max torque proportioning differential, driven by short proper shaft from gear box.	

BRAKE	
Service Type :	Brake with Hyd. Actuated, Dual line oil immersed multi disc type wet brakes on the rear axle.
Parking Type :	Dry Disc Caliper type
ELECTRICAL	
Battery	12 volts/150 Ah with full road lighting, horn & reverse alarm.
Alternator Output	90 amp
HYDRAULICS	
Pump Type	Tendom Pump which Provides great performance with fuel efficiency
Maximum Pump Capacity	54 cc / 118 Lpm @2200 rpm)
System Pressure	220 Bar
STEERING	
Type	Front Wheel Steering with Heavy Duty Double acting Cylinder system provides Equal turn with quick Response.
TURNING CIRCLE	
Out side front wheels (mtr) (without brake)	8.75 mtr.
Outside widest loader bucket (mtr) (without brake)	11.75 mtr.
Outside front wheels (mtr) (with brake)	6.3 mtr.
Outside widest loader bucket (mtr) (with brake)	9.2 mtr.
TYRE	
Standard (Traction/ Industrial ) Optional (Heavy Duty/HD)	
Front	9 x 16 -16 PR
Rear	16.9 x 28-12 PR / 14 x 25-20 PR / 12 PR
SHIPPING WEIGHT	
Gross Weight	7845 kgs Approx.

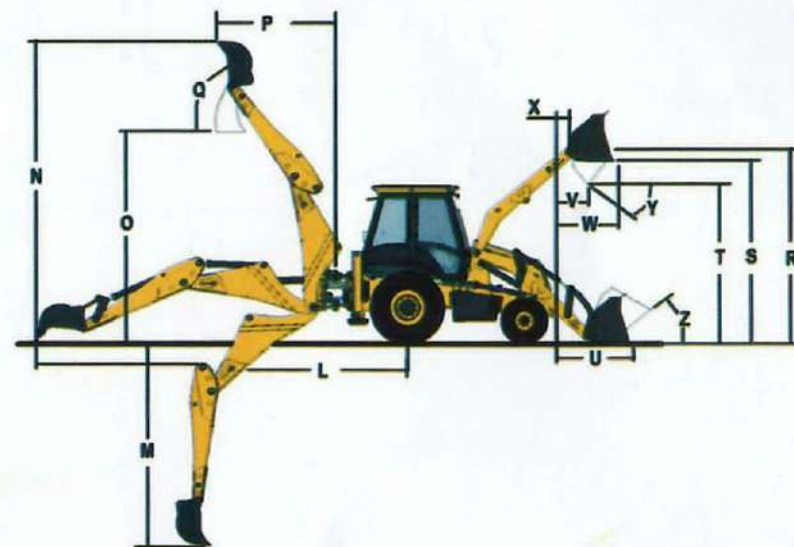
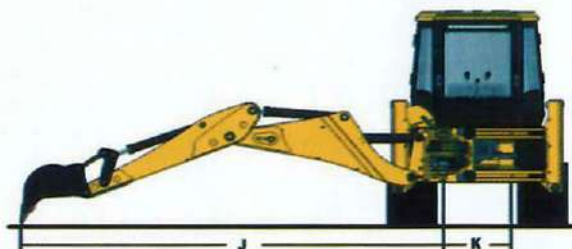
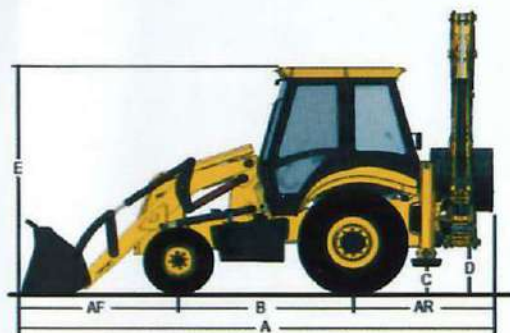
SPEED		
Gear	Forward km/hr	Reverse km/hr
1st	5.3	4.6
2nd	8.5	7.0
3rd	18.5	Not Recommended
4th	36.6	Not Recommended
( Above is with standard tyres )		
SERVICE		
Hydraulic System (Oil)	125 Ltrs.	
Fuel Tank	125 Ltrs.	
Engine Coolant	16 Ltrs.	
Engine Oil	8.5 Ltrs.	
Transmission	14.5 Ltrs.	
Rear Axle	17 Ltrs.	
CABIN		
Ergonomically designed cabin with contemporary styling. Tinted cab glasses provide better visibility and sun protection Day & night time visibility, Rear View mirror. LED Work lamp on excavator end for better night time visibility and safety. Cab provide easy walk through with two door access. Features include like: Fully adjustable premium operator seat with safty belt, Large convex rear view mirror in the cabin, interior light, front screen wiper, cabin fan, front & rear horn, Water bottel holder. Music system mp 3 with Blue tooth & First aid kit.		
OPTIONAL FEATURES		
Tele matic GPS SYSTEM (Global Positioning System)		
Hydraulic Rock breaker Piping		
Heay duty Tyres		
OPTIONAL ATTACHMENTS		
6 in 1 loader bucket	1.1 CuM.	
Excavator bucket with capacity	0.12 Cu. M., 0.30 Cu. M.	
AC Cabin		

\*\* Preet makes continuous improvements to all its products & reserved the right to change spcification without any notice. Photo and illustrations may contain standard and optional equipment.



# PREET 4949 HORNETT BSiV

**NEW DIMENSIONS OF PRODUCTIVITY  
WITH THE MULTI FUNCTION ABILITIES**



## PERFORMANCE DIMENSIONS

### STATIC DIMENSIONS

A Overall length	6.20 m
B Wheelbase	2.17 m
C Min. ground clearance	0.36 m
D Slew ground clearance	0.61 m
E Height to top of cab	3.00 m
F Width over bucket	2.33 m
G Overall height	3.63 m
H Track width - Front	1.89 m
I Track width - Rear	1.54 m
AR Rear over hang	1.8 m
AF Front over hang	2.24 m
Slew Center to rear Axle	1.32 m

### EXCAVATOR DIMENSIONS

J Reach-ground level to slew center	5.74m
K King post travel	1.00 m
L Reach-ground level to rear wheel center	6.96 m
M Max. dig depth	4.50 m
N Max. working height	6.98 m
O Max. load over height	3.95 m
P Reach at full height to slew center	1.8 m
Q Bucket rotation	185°
Bucket Tear out Force	5700 kgf
Dipper Tear out Force	3010 kgf
Lift Capacity to bucket pivot at all reach	1470 kgf
Excavator Standard Bucket Capacity	0.26 Cu.m
Standard Bucket Width	0.79 m
Side Reach to center line of Machine	

### LOADER DIMENSION

R Pin height	3.51 m
S Load over height	3.36 m
T Dump height	2.65 m
U Reach at ground	1.5 m
V Reach at full height-Bucket dumped	0.84 m
W Max. reach at full height	1.37 m
X Pin forward reach	0.47 m
Y Dump angle	53°
Z Rollback at ground	33°
Shovel Breakout force	5250 kgf
Loader arm Breakout force	5300 kgf
Standard loader Bucket Capacity	1.1 Cu.m
Pay load	1800 kgf



**LEADING FUEL EFFICIENCY WITH LEGENDARY PERFORMANCE.**



# READY TO THRILL WITH EYE-CATCHING FEATURES



## Warranty

Preet offer warranty for Backhoe Loader 1 Year / 4000 hrs.



## Digital Cluster Meter

Show accurate readings with more reliability.



## Electrical Power

130 AH for full load lighting and better startup.



## Comfort Driver Seat

More comfort up down adjustable seat with 180 degree rotation with front and rear sliding.



## Minimum Maintenance Cost

Maintenance cost of Preet Backhoe less than others.



## Buckets

Multi-purpose clamshell buckets.



## Long Life Of Pins And Bushes

Extended life of Boom, Dipper and Loader Arm joint pins as well as bushes make machine more reliable.



## Extra Safety For Pump & Shaft

Additional plate provided in chassis bottom side to safe the Hydraulic Pump.



## Power Steering

Double acting heavy duty cylinder provide equal turning steering & quick response with minimum force.



## More Fuel Saver

Used KOEL Engine for more fuel efficient and high productivity.



## Long Life & Robust Structure

Heavy duty & robust structure make our machine more reliable.



## Smooth Gear Shift

Smooth gear shift provide operator comfort and easy to operate.



## Cab Feature

Comfort Driver Seat, Digital Cluster Meter, Cabin Fan, Front & Rear Horn/Buzzer, Water Bottle Holder, Operator instruction, Tyre pr. instruction, first aid kit & front glass wiper.



## Brakes

Hyd. actuated dual line self adjusting, Oil immersed disc type rear axle operated brakes.



## Latest Design Work Lamp

Work lamp provides loader or excavator work for better visibility.



## Internal Rear View Mirror (Cabin)

Wider rear view mirror to provide better visibility.



## Engine Temperature Information

To indicate overheat of the engine.



## Speedometer

Indicate Road Speed with accurate reading.



## GPS Tracker

Track your Backhoe Loader.



## Music System

Latest design music system with FM radio, MP 3 player with USB connectivity & Bluetooth.



## External Rear View

Large convex type rear view mirror for clear image.



## Paint

Improved Paint Quality to made machine long life.



## Tinted Glass

Tinted glass to provide better visibility in sunlight working.



## Cab Safety & Comfort

Wide range of visibility all side. Wide door opening & covered with FOP's ROP's norms.



## Machine Service

Preet Backhoe's certified engineers are there to maximise your profitability and reduce downtime.



## Turning Radius

Easy to Turn in small area & minimum space required.



# PREET 4949 HORNETT **BSIV**



## Engine Maintenance

Easy to open bonnet for better maintenance and service.



## Latest Design Front Axle

Heavy Duty Steer Axle, centralised pivoted with maximum Oscillation Angle.



## Trip Hour Meter (kms)

Set kilometer in you machine to keep track the kilometers.



## BEST IN CLASS CABIN WITH LARGE SPACE, EASY OPERATION

# PREET 4949 HORNETT **BSIV**



**Digital Cluster meter** Best in Class informative cluster with audible warning system display any malfunctioning accurate readings & better visibility

**Cluster Meter** Operation made easy with an advanced digital speedometer that display speed with clarity.

**Safety** Coolant indicator makes it easy to know coolant level, thus safeguarding engine heating

**Safety** Wider visibility & Covered with ROPS & FOPS

**Tinted Glass** Tinted cab glasses provide better visibility in day.

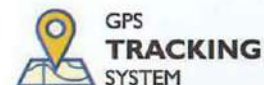
**Driver Comfort** Suspension seat with 180 Degree swivel mechanical suspension which is adjustable to separator's body weight.

**Music system** Latest design music system with FM radio, MP 3 player with USB compatibility & Bluetooth

**Additional Feature** Interior cab LED light, front screen wiper, Cabin Fan, Front & rear Horn/buzzer, water bottle holder, Operating Instructions, Tyre Pressure Instruction's.


**Rear View** Large convex type mirror for rear view

**LED lights** LED work lamps on excavator end for better night time visibility & safety of cab





## MORE CONVENIENT AND EASY TO OPERATE DIGITAL COLOUR DISPLAY PANEL



- 1. Parking Brake Indicator
- 2. Battery Charging Indicator
- 3. Hydraulic Filter Clog
- 4. Engine Oil Pressure Gauge
- 5. Air Filter Clog

- 6. High Beam
- 7. Cold Start Indicator
- 8. Brake Fail Indicator
- 9. Neutral Indicator
- 10. Water in Fuel Indicator

- 11. DEF Indicator
- 12. MIL
- 13. Engine Start Indicator
- 14. NCD Lamp
- 15. Fuel Level Resistive

- 16. Temp. Level Resistive
- 17. Hyd. Oil Temp.
- 18. Hyd. Filter Clog
- 19. Brake Air Pressure
- 20. Left Turn
- 21. Right Turn

## INSTRUMENTS & CONTROLS

### Universal Symbols

As a guide to the operation of your backhoe, various universal symbols have been utilized on the instruments and controls and at other locations of the backhoe. The symbols are shown below with an indication of their meaning.